

ConnectiCare® 2009 Rates *January – December 2009 Effective Dates*



Revised 10/08

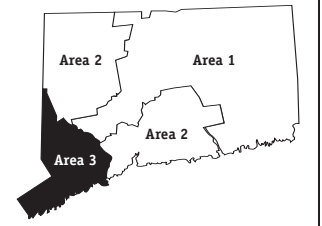
HMO HDHP \$1,500 Individual/\$3,000 Family

(HMO-HSA-00-00-HDPI/HDQF)

All policyholders may be subject to a rate increase at their renewal date.
Rates are calculated as of the Applicant's age as of the effective date.

Area 3 (Fairfield County)

Fairfield County: Bethel, Bridgeport, Brookfield, Danbury, Darien, Easton, Fairfield, Greenwich, Monroe, New Canaan, New Fairfield, Newtown, Norwalk, Shelton, Sherman, Stamford, Stratford, Redding, Ridgefield, Trumbull, Weston, Westport, Wilton



15/25/40 Unlimited

Age	Individual Male	Individual Female	Individual +1 Dependent	Family
0-20	\$161.67	\$271.02	\$393.28	\$720.43
21	\$163.58	\$273.13	\$395.47	\$726.08
22	\$165.53	\$275.24	\$397.66	\$731.70
23	\$167.43	\$277.33	\$399.85	\$737.34
24	\$169.37	\$279.45	\$402.04	\$742.97
25	\$171.29	\$281.56	\$404.22	\$748.62
26	\$173.22	\$283.65	\$406.41	\$754.25
27	\$175.13	\$285.76	\$408.63	\$759.89
28	\$177.08	\$287.87	\$410.82	\$765.52
29	\$178.98	\$289.94	\$413.01	\$771.17
30	\$180.93	\$292.05	\$415.20	\$776.79
31	\$191.66	\$298.83	\$416.42	\$795.24
32	\$202.41	\$305.60	\$417.64	\$813.68
33	\$213.16	\$312.38	\$418.85	\$832.13
34	\$223.91	\$319.13	\$420.07	\$850.58
35	\$228.75	\$321.77	\$424.14	\$856.17
36	\$231.20	\$323.06	\$426.17	\$859.00
37	\$233.61	\$324.37	\$428.19	\$861.79
38	\$236.04	\$325.70	\$430.24	\$864.60
39	\$243.30	\$329.61	\$436.30	\$873.02
40	\$253.00	\$334.87	\$444.45	\$884.20
41	\$262.69	\$340.10	\$452.56	\$895.42
42	\$272.38	\$345.33	\$460.68	\$906.64
43	\$280.95	\$352.32	\$470.84	\$914.40
44	\$289.50	\$359.27	\$481.01	\$922.18
45	\$298.07	\$366.25	\$491.14	\$929.93
46	\$306.62	\$373.20	\$501.30	\$937.71
47	\$315.18	\$380.18	\$511.47	\$945.48
48	\$333.09	\$392.40	\$541.66	\$965.70
49	\$350.99	\$404.59	\$571.86	\$985.94
50	\$368.92	\$416.79	\$602.02	\$1,006.16
51	\$386.80	\$428.99	\$632.20	\$1,026.40
52	\$404.72	\$441.20	\$662.40	\$1,046.63
53	\$430.60	\$464.42	\$702.91	\$1,090.75
54	\$456.46	\$487.64	\$743.44	\$1,134.87
55	\$482.36	\$510.86	\$783.96	\$1,179.02
56	\$508.22	\$534.11	\$824.49	\$1,223.15
57	\$534.11	\$557.31	\$865.01	\$1,267.27
58	\$568.14	\$578.89	\$911.54	\$1,312.64
59	\$602.19	\$600.46	\$958.08	\$1,358.03
60	\$636.19	\$622.02	\$1,004.61	\$1,403.40
61	\$670.23	\$643.59	\$1,051.13	\$1,448.80
62	\$704.28	\$665.17	\$1,097.67	\$1,494.17
63	\$749.15	\$690.92	\$1,156.73	\$1,547.68
64	\$794.05	\$716.65	\$1,215.78	\$1,601.20

ConnectiCare® 2009 Rates *January – December 2009 Effective Dates*



Revised 10/08

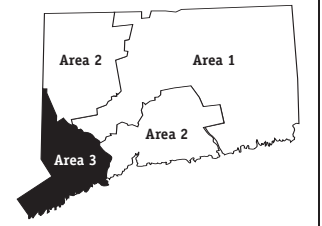
HMO HDHP \$3,000 Individual/\$6,000 Family

(HMO-HSA-00-00-HDQI/HDRF)

All policyholders may be subject to a rate increase at their renewal date.
Rates are calculated as of the Applicant's age as of the effective date.

Area 3 (Fairfield County)

Fairfield County: Bethel, Bridgeport, Brookfield, Danbury, Darien, Easton, Fairfield, Greenwich, Monroe, New Canaan, New Fairfield, Newtown, Norwalk, Shelton, Sherman, Stamford, Stratford, Redding, Ridgefield, Trumbull, Weston, Westport, Wilton



15/25/40 Unlimited

Age	Individual Male	Individual Female	Individual +1 Dependent	Family
0-20	\$132.82	\$222.67	\$323.11	\$591.88
21	\$134.39	\$224.40	\$324.91	\$596.53
22	\$135.99	\$226.13	\$326.71	\$601.14
23	\$137.56	\$227.86	\$328.50	\$605.78
24	\$139.16	\$229.59	\$330.30	\$610.41
25	\$140.72	\$231.31	\$332.10	\$615.05
26	\$142.31	\$233.05	\$333.89	\$619.66
27	\$143.88	\$234.77	\$335.72	\$624.31
28	\$145.48	\$236.51	\$337.52	\$628.94
29	\$147.05	\$238.21	\$339.31	\$633.58
30	\$148.64	\$239.94	\$341.11	\$638.19
31	\$151.48	\$245.52	\$342.12	\$653.34
32	\$166.30	\$251.07	\$343.11	\$668.51
33	\$175.13	\$256.64	\$344.12	\$683.65
34	\$183.96	\$262.20	\$345.12	\$698.81
35	\$187.94	\$264.36	\$348.46	\$703.41
36	\$189.94	\$265.42	\$350.13	\$705.73
37	\$191.92	\$266.49	\$351.79	\$708.03
38	\$193.92	\$267.59	\$353.48	\$710.33
39	\$199.89	\$270.80	\$358.45	\$717.25
40	\$207.86	\$275.12	\$365.15	\$726.44
41	\$215.83	\$279.42	\$371.82	\$735.65
42	\$223.78	\$283.73	\$378.48	\$744.87
43	\$230.81	\$289.46	\$386.83	\$751.25
44	\$237.84	\$295.18	\$395.19	\$757.64
45	\$244.88	\$300.91	\$403.50	\$764.01
46	\$251.91	\$306.62	\$411.86	\$770.40
47	\$258.94	\$312.35	\$420.21	\$776.77
48	\$273.66	\$322.38	\$445.02	\$793.39
49	\$288.36	\$332.40	\$469.82	\$810.03
50	\$303.09	\$342.43	\$494.60	\$826.64
51	\$317.79	\$352.44	\$519.40	\$843.27
52	\$332.51	\$362.47	\$544.20	\$859.88
53	\$353.77	\$381.55	\$577.50	\$896.13
54	\$375.02	\$400.64	\$610.79	\$932.38
55	\$396.31	\$419.70	\$644.08	\$968.66
56	\$417.55	\$438.80	\$677.37	\$1,004.91
57	\$438.80	\$457.87	\$710.67	\$1,041.16
58	\$466.77	\$475.60	\$748.91	\$1,078.42
59	\$494.74	\$493.32	\$787.12	\$1,115.73
60	\$522.68	\$511.03	\$825.36	\$1,153.00
61	\$550.66	\$528.75	\$863.58	\$1,190.30
62	\$578.62	\$546.48	\$901.82	\$1,227.57
63	\$615.48	\$567.64	\$950.33	\$1,271.53
64	\$652.37	\$588.79	\$998.86	\$1,315.50

ConnectiCare® 2009 Rates *January – December 2009 Effective Dates*



Revised 10/08

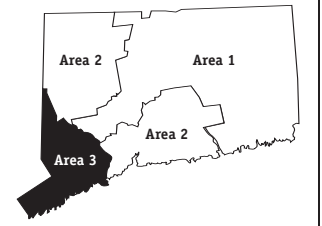
HMO HDHP \$5,000 Individual/\$10,000 Family

(HMO-HSA-00-00-HDSI/HDTF)

All policyholders may be subject to a rate increase at their renewal date.
Rates are calculated as of the Applicant's age as of the effective date.

Area 3 (Fairfield County)

Fairfield County: Bethel, Bridgeport, Brookfield, Danbury, Darien, Easton, Fairfield, Greenwich, Monroe, New Canaan, New Fairfield, Newtown, Norwalk, Shelton, Sherman, Stamford, Stratford, Redding, Ridgefield, Trumbull, Weston, Westport, Wilton



Unlimited

Age	Individual Male	Individual Female	Individual +1 Dependent	Family
0-20	\$105.21	\$176.38	\$255.94	\$468.82
21	\$106.45	\$177.74	\$257.36	\$472.51
22	\$107.73	\$179.11	\$258.79	\$476.17
23	\$108.97	\$180.48	\$260.20	\$479.84
24	\$110.23	\$181.86	\$261.63	\$483.50
25	\$111.47	\$183.23	\$263.05	\$487.19
26	\$112.73	\$184.59	\$264.49	\$490.83
27	\$113.97	\$185.96	\$265.92	\$494.51
28	\$115.24	\$187.33	\$267.35	\$498.18
29	\$116.48	\$188.68	\$268.77	\$501.85
30	\$117.73	\$190.06	\$270.19	\$505.51
31	\$124.73	\$194.47	\$270.98	\$517.52
32	\$131.73	\$198.87	\$271.78	\$529.52
33	\$138.73	\$203.29	\$272.57	\$541.53
34	\$145.71	\$207.68	\$273.36	\$553.54
35	\$148.88	\$209.40	\$276.02	\$557.17
36	\$150.46	\$210.25	\$277.33	\$559.00
37	\$152.02	\$211.09	\$278.66	\$560.82
38	\$153.61	\$211.96	\$279.98	\$562.65
39	\$158.33	\$214.50	\$283.93	\$568.13
40	\$164.64	\$217.92	\$289.23	\$575.42
41	\$170.95	\$221.32	\$294.50	\$582.71
42	\$177.26	\$224.73	\$299.80	\$590.01
43	\$182.83	\$229.27	\$306.40	\$595.05
44	\$188.40	\$233.80	\$313.02	\$600.13
45	\$193.96	\$238.34	\$319.61	\$605.17
46	\$199.54	\$242.87	\$326.23	\$610.24
47	\$205.11	\$247.41	\$332.85	\$615.28
48	\$216.77	\$255.37	\$352.49	\$628.44
49	\$228.41	\$263.30	\$372.14	\$641.62
50	\$240.07	\$271.25	\$391.77	\$654.78
51	\$251.72	\$279.18	\$411.42	\$667.95
52	\$263.38	\$287.12	\$431.07	\$681.12
53	\$280.21	\$302.22	\$457.44	\$709.82
54	\$297.05	\$317.34	\$483.81	\$738.54
55	\$313.91	\$332.46	\$510.18	\$767.27
56	\$330.75	\$347.58	\$536.55	\$795.98
57	\$347.58	\$362.68	\$562.92	\$824.69
58	\$369.73	\$376.72	\$593.21	\$854.22
59	\$391.88	\$390.77	\$623.49	\$883.77
60	\$414.02	\$404.78	\$653.76	\$913.29
61	\$436.17	\$418.83	\$684.04	\$942.83
62	\$458.32	\$432.88	\$714.33	\$972.36
63	\$487.52	\$449.63	\$752.76	\$1,007.19
64	\$516.73	\$466.38	\$791.20	\$1,042.01