

# ConnectiCare® 2009 Rates January – December 2009 Effective Dates



Revised 10/08

## HMO Hospital Deductible \$2,000 Individual/\$4,000 Family

(HMO-OA-25-35-DFPA)

All policyholders may be subject to a rate increase at their renewal date.  
Rates are calculated as of the Applicant's age as of the effective date.

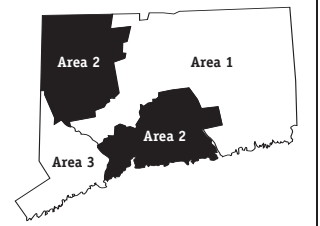
### Area 2 (Litchfield, Middlesex and New Haven counties\*)

**Litchfield County:** Barkhamsted, Bethlehem, Bridgewater, Canaan, Colebrook, Cornwall, Goshen, Harwinton, Kent, Litchfield, Morris, New Hartford, New Milford, Norfolk, North Canaan, Plymouth, Roxbury, Salisbury, Sharon, Thomaston, Warren, Washington, Waterbury, Winchester, Woodbury

**Middlesex County:** Chester, Clinton, Cromwell, Deep River, Durham, East Haddam, East Hampton, Essex, Haddam, Killingworth, Middlefield, Middletown, Old Saybrook, Portland, Westbrook

**New Haven County:** Ansonia, Bethany, Branford, Derby, East Haven, Guilford, Hamden, Madison, Meriden, Milford, New Haven, North Branford, North Haven, Orange, Seymour, Wallingford, West Haven, Woodbridge

\*Note: The following towns are included in Area 1: Beacon Falls, Cheshire, Middlebury, Naugatuck, Oxford, Prospect, South Britain, Southbury, Waterbury and Wolcott.



### 10-20-35 and \$1,000 Rx Benefit Max

Age	Individual Male	Individual Female	Individual +1 Dependent	Family
0-20	\$210.86	\$353.47	\$582.83	\$939.53
21	\$213.36	\$356.22	\$586.08	\$946.88
22	\$215.87	\$358.95	\$589.32	\$954.24
23	\$218.36	\$361.71	\$592.57	\$961.62
24	\$220.90	\$364.43	\$595.81	\$968.97
25	\$223.40	\$367.19	\$599.05	\$976.32
26	\$225.89	\$369.91	\$602.30	\$983.66
27	\$228.43	\$372.68	\$605.54	\$991.01
28	\$230.92	\$375.43	\$608.78	\$998.36
29	\$233.44	\$378.16	\$612.07	\$1,005.71
30	\$235.97	\$380.92	\$615.32	\$1,013.06
31	\$249.99	\$389.72	\$617.11	\$1,037.11
32	\$263.98	\$398.55	\$618.93	\$1,061.18
33	\$278.01	\$407.37	\$620.72	\$1,085.24
34	\$292.03	\$416.20	\$622.55	\$1,109.30
35	\$298.34	\$419.63	\$628.56	\$1,116.60
36	\$301.51	\$421.32	\$631.58	\$1,120.25
37	\$304.67	\$423.03	\$634.60	\$1,123.92
38	\$307.85	\$424.74	\$637.59	\$1,127.57
39	\$317.31	\$429.85	\$646.62	\$1,138.54
40	\$329.92	\$436.72	\$658.66	\$1,153.16
41	\$342.58	\$443.54	\$670.68	\$1,167.79
42	\$355.22	\$450.37	\$682.72	\$1,182.41
43	\$366.37	\$459.47	\$697.79	\$1,192.51
44	\$377.52	\$468.54	\$712.82	\$1,202.66
45	\$388.71	\$477.64	\$727.90	\$1,212.76
46	\$399.87	\$486.71	\$742.92	\$1,222.91
47	\$411.02	\$495.81	\$757.99	\$1,233.02
48	\$434.37	\$511.74	\$802.72	\$1,259.39
49	\$457.73	\$527.65	\$847.45	\$1,285.80
50	\$481.11	\$543.55	\$892.20	\$1,312.17
51	\$504.46	\$559.47	\$936.93	\$1,338.59
52	\$527.81	\$575.41	\$981.65	\$1,364.96
53	\$561.57	\$605.70	\$1,041.70	\$1,422.51
54	\$595.32	\$635.98	\$1,101.76	\$1,480.06
55	\$629.04	\$666.23	\$1,161.81	\$1,537.59
56	\$662.80	\$696.52	\$1,221.86	\$1,595.13
57	\$696.56	\$726.81	\$1,281.92	\$1,652.70
58	\$740.95	\$754.94	\$1,350.90	\$1,711.89
59	\$785.34	\$783.06	\$1,419.86	\$1,771.05
60	\$829.72	\$811.23	\$1,488.80	\$1,830.24
61	\$874.12	\$839.35	\$1,557.76	\$1,889.41
62	\$918.50	\$867.47	\$1,626.74	\$1,948.60
63	\$977.02	\$901.04	\$1,714.25	\$2,018.39
64	\$1,035.55	\$934.62	\$1,801.75	\$2,088.14

### 10-20-35 and \$2,000 Rx Benefit Max

Age	Individual Male	Individual Female	Individual +1 Dependent	Family
0-20	\$217.02	\$363.80	\$599.87	\$966.99
21	\$219.60	\$366.63	\$603.21	\$974.55
22	\$222.17	\$369.44	\$606.54	\$982.12
23	\$224.74	\$372.27	\$609.88	\$989.72
24	\$227.35	\$375.07	\$613.21	\$997.28
25	\$229.92	\$377.91	\$616.56	\$1,004.84
26	\$232.50	\$380.72	\$619.90	\$1,012.41
27	\$235.10	\$383.57	\$623.24	\$1,019.97
28	\$237.68	\$386.40	\$626.58	\$1,027.54
29	\$240.25	\$389.21	\$629.96	\$1,035.10
30	\$242.86	\$392.05	\$633.30	\$1,042.67
31	\$257.30	\$401.11	\$635.13	\$1,067.42
32	\$271.69	\$410.20	\$637.02	\$1,092.18
33	\$286.13	\$419.27	\$638.86	\$1,116.95
34	\$300.57	\$428.37	\$640.74	\$1,141.71
35	\$307.05	\$431.90	\$646.92	\$1,149.23
36	\$310.31	\$433.63	\$650.04	\$1,153.00
37	\$313.58	\$435.40	\$653.14	\$1,156.76
38	\$316.83	\$437.15	\$656.22	\$1,160.52
39	\$326.59	\$442.42	\$665.51	\$1,171.82
40	\$339.56	\$449.49	\$677.90	\$1,186.86
41	\$352.59	\$456.51	\$690.27	\$1,201.91
42	\$365.60	\$463.53	\$702.67	\$1,216.96
43	\$377.08	\$472.91	\$718.19	\$1,227.36
44	\$388.55	\$482.23	\$733.65	\$1,237.80
45	\$400.07	\$491.59	\$749.17	\$1,248.20
46	\$411.55	\$500.93	\$764.63	\$1,258.65
47	\$423.03	\$510.29	\$780.15	\$1,269.05
48	\$447.06	\$526.69	\$826.18	\$1,296.19
49	\$471.10	\$543.07	\$872.21	\$1,323.37
50	\$495.17	\$559.44	\$918.28	\$1,350.51
51	\$519.21	\$575.83	\$964.31	\$1,377.70
52	\$543.24	\$592.22	\$1,010.34	\$1,404.84
53	\$577.97	\$623.39	\$1,072.14	\$1,464.08
54	\$612.71	\$654.56	\$1,133.95	\$1,523.32
55	\$647.42	\$685.70	\$1,195.77	\$1,582.51
56	\$682.17	\$716.88	\$1,257.57	\$1,641.75
57	\$716.92	\$748.05	\$1,319.39	\$1,701.00
58	\$762.60	\$777.00	\$1,390.37	\$1,761.91
59	\$808.28	\$805.94	\$1,461.35	\$1,822.81
60	\$853.96	\$834.93	\$1,532.31	\$1,883.73
61	\$899.65	\$863.88	\$1,603.29	\$1,944.62
62	\$945.34	\$892.82	\$1,674.27	\$2,005.55
63	\$1,005.57	\$927.37	\$1,764.34	\$2,077.37
64	\$1,065.81	\$961.92	\$1,854.40	\$2,149.17

### 10-20-35 and \$3,000 Rx Benefit Max

Age	Individual Male	Individual Female	Individual +1 Dependent	Family
0-20	\$220.04	\$368.87	\$608.22	\$980.47
21	\$222.66	\$371.74	\$611.61	\$988.13
22	\$225.27	\$374.59	\$614.99	\$995.81
23	\$227.88	\$377.47	\$618.38	\$1,003.51
24	\$230.51	\$380.31	\$621.76	\$1,011.18
25	\$233.13	\$383.19	\$625.15	\$1,018.85
26	\$235.74	\$386.04	\$628.53	\$1,026.51
27	\$238.38	\$388.92	\$631.92	\$1,034.19
28	\$240.99	\$391.79	\$635.31	\$1,041.85
29	\$243.60	\$394.64	\$638.74	\$1,049.53
30	\$246.25	\$397.52	\$642.13	\$1,057.20
31	\$260.89	\$406.70	\$643.99	\$1,082.30
32	\$275.48	\$415.92	\$645.89	\$1,107.41
33	\$290.12	\$425.12	\$647.77	\$1,132.52
34	\$304.75	\$434.33	\$649.67	\$1,157.63
35	\$311.33	\$437.91	\$655.94	\$1,165.25
36	\$314.64	\$439.67	\$659.09	\$1,169.06
37	\$317.94	\$441.47	\$662.24	\$1,172.89
38	\$321.25	\$443.25	\$665.36	\$1,176.69
39	\$331.14	\$448.58	\$674.78	\$1,188.14
40	\$344.30	\$455.75	\$687.36	\$1,203.40
41	\$357.50	\$462.87	\$699.89	\$1,218.66
42	\$370.70	\$469.99	\$712.47	\$1,233.92
43	\$382.33	\$479.49	\$728.19	\$1,244.46
44	\$393.96	\$488.96	\$743.88	\$1,255.04
45	\$405.64	\$498.45	\$759.60	\$1,265.60
46	\$417.28	\$507.91	\$775.29	\$1,276.18
47	\$428.93	\$517.40	\$791.02	\$1,286.74
48	\$453.29	\$534.03	\$837.69	\$1,314.26
49	\$477.67	\$550.65	\$884.37	\$1,341.81
50	\$502.07	\$567.24	\$931.07	\$1,369.33
51	\$526.44	\$583.85	\$977.74	\$1,396.91
52	\$550.80	\$600.47	\$1,024.42	\$1,424.42
53	\$586.03	\$632.08	\$1,087.08	\$1,484.48
54	\$621.25	\$663.69	\$1,149.76	\$1,544.54
55	\$656.45	\$695.26	\$1,212.43	\$1,604.57
56	\$691.67	\$726.86	\$1,275.09	\$1,664.63
57	\$726.91	\$758.47	\$1,337.77	\$1,724.70
58	\$773.22	\$787.83	\$1,409.75	\$1,786.47
59	\$819.55	\$817.17	\$1,481.72	\$1,848.20
60	\$865.87	\$846.56	\$1,553.66	\$1,909.97
61	\$912.19	\$875.92	\$1,625.63	\$1,971.73
62	\$958.51	\$905.26	\$1,697.60	\$2,033.50
63	\$1,019.58	\$940.30	\$1,788.93	\$2,106.32
64	\$1,080.66	\$975.33	\$1,880.24	\$2,179.11

# ConnectiCare® 2009 Rates January – December 2009 Effective Dates



Revised 10/08

## HMO Hospital Deductible \$2,000 Individual/\$4,000 Family

(HMO-OA-25-35-DFPA)

All policyholders may be subject to a rate increase at their renewal date.  
Rates are calculated as of the Applicant's age as of the effective date.

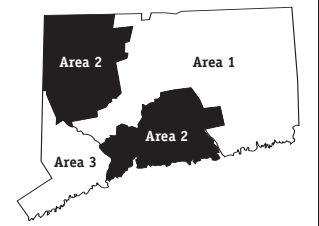
### Area 2 (Litchfield, Middlesex and New Haven counties\*)

**Litchfield County:** Barkhamsted, Bethlehem, Bridgewater, Canaan, Colebrook, Cornwall, Goshen, Harwinton, Kent, Litchfield, Morris, New Hartford, New Milford, Norfolk, North Canaan, Plymouth, Roxbury, Salisbury, Sharon, Thomaston, Torrington, Warren, Washington, Waterbury, Winchester, Woodbury

**Middlesex County:** Chester, Clinton, Cromwell, Deep River, Durham, East Haddam, East Hampton, Essex, Haddam, Killingworth, Middlefield, Middletown, Old Saybrook, Portland, Westbrook

**New Haven County:** Ansonia, Bethany, Branford, Derby, East Haven, Guilford, Hamden, Madison, Meriden, Milford, New Haven, North Branford, North Haven, Orange, Seymour, Wallingford, West Haven, Woodbridge

\*Note: The following towns are included in Area 1: Beacon Falls, Cheshire, Middlebury, Naugatuck, Oxford, Prospect, South Britain, Southbury, Waterbury and Wolcott.



### 15-25-40 and \$1,000 Rx Benefit Max

Age	Individual Male	Individual Female	Individual +1 Dependent	Family
0-20	\$208.77	\$349.98	\$577.08	\$930.27
21	\$211.26	\$352.70	\$580.30	\$937.55
22	\$213.73	\$355.41	\$583.51	\$944.82
23	\$216.20	\$358.14	\$586.72	\$952.13
24	\$218.72	\$360.83	\$589.92	\$959.41
25	\$221.20	\$363.56	\$593.14	\$966.69
26	\$223.66	\$366.27	\$596.36	\$973.96
27	\$226.18	\$369.00	\$599.56	\$981.24
28	\$228.65	\$371.73	\$602.78	\$988.52
29	\$231.13	\$374.42	\$606.04	\$995.80
30	\$233.64	\$377.16	\$609.25	\$1,003.06
31	\$247.52	\$385.87	\$611.01	\$1,026.88
32	\$261.37	\$394.63	\$612.82	\$1,050.71
33	\$275.26	\$403.35	\$614.60	\$1,074.53
34	\$289.15	\$412.10	\$616.41	\$1,098.35
35	\$295.39	\$415.49	\$622.36	\$1,105.59
36	\$298.53	\$417.16	\$625.35	\$1,109.21
37	\$301.67	\$418.86	\$628.34	\$1,112.83
38	\$304.80	\$420.55	\$631.30	\$1,116.45
39	\$314.19	\$425.62	\$640.23	\$1,127.31
40	\$326.67	\$432.42	\$652.16	\$1,141.79
41	\$339.20	\$439.17	\$664.06	\$1,156.26
42	\$351.71	\$445.93	\$675.99	\$1,170.75
43	\$362.76	\$454.94	\$690.91	\$1,180.74
44	\$373.79	\$463.92	\$705.79	\$1,190.79
45	\$384.88	\$472.93	\$720.71	\$1,200.80
46	\$395.92	\$481.90	\$735.59	\$1,210.84
47	\$406.96	\$490.91	\$750.52	\$1,220.86
48	\$430.09	\$506.69	\$794.80	\$1,246.97
49	\$453.21	\$522.45	\$839.08	\$1,273.11
50	\$476.36	\$538.19	\$883.40	\$1,299.23
51	\$499.49	\$553.95	\$927.68	\$1,325.38
52	\$522.61	\$569.73	\$971.97	\$1,351.49
53	\$556.02	\$599.72	\$1,031.43	\$1,408.48
54	\$589.45	\$629.71	\$1,090.89	\$1,465.47
55	\$622.84	\$659.65	\$1,150.35	\$1,522.41
56	\$656.25	\$689.65	\$1,209.81	\$1,579.40
57	\$689.69	\$719.63	\$1,269.28	\$1,636.40
58	\$733.64	\$747.49	\$1,337.57	\$1,695.00
59	\$777.59	\$775.34	\$1,405.85	\$1,753.58
60	\$821.54	\$803.23	\$1,474.11	\$1,812.18
61	\$865.50	\$831.06	\$1,542.39	\$1,870.77
62	\$909.44	\$858.91	\$1,610.69	\$1,929.38
63	\$967.38	\$892.15	\$1,697.33	\$1,998.48
64	\$1,025.33	\$925.39	\$1,783.97	\$2,067.54

### 15-25-40 and \$2,000 Rx Benefit Max

Age	Individual Male	Individual Female	Individual +1 Dependent	Family
0-20	\$213.91	\$358.59	\$591.27	\$953.14
21	\$216.46	\$361.37	\$594.56	\$960.59
22	\$218.99	\$364.14	\$597.85	\$968.05
23	\$221.53	\$366.94	\$601.15	\$975.54
24	\$224.09	\$369.70	\$604.43	\$982.99
25	\$226.64	\$372.51	\$607.73	\$990.45
26	\$229.17	\$375.27	\$611.01	\$997.90
27	\$231.74	\$378.08	\$614.31	\$1,005.36
28	\$234.27	\$380.87	\$617.60	\$1,012.81
29	\$236.81	\$383.63	\$620.94	\$1,020.27
30	\$239.38	\$386.43	\$624.23	\$1,027.73
31	\$253.61	\$395.36	\$626.04	\$1,052.13
32	\$267.80	\$404.33	\$627.89	\$1,076.54
33	\$282.03	\$413.26	\$629.71	\$1,100.95
34	\$296.26	\$422.23	\$631.56	\$1,125.35
35	\$302.66	\$425.71	\$637.66	\$1,132.77
36	\$305.87	\$427.42	\$640.72	\$1,136.48
37	\$309.09	\$429.16	\$643.79	\$1,140.19
38	\$312.30	\$430.89	\$646.82	\$1,143.90
39	\$321.91	\$436.08	\$655.97	\$1,155.02
40	\$334.70	\$443.04	\$668.19	\$1,169.86
41	\$347.53	\$449.96	\$680.39	\$1,184.69
42	\$360.36	\$456.90	\$692.60	\$1,199.52
43	\$371.67	\$466.13	\$707.90	\$1,209.77
44	\$382.98	\$475.33	\$723.14	\$1,220.06
45	\$394.34	\$484.55	\$738.43	\$1,230.32
46	\$405.66	\$493.75	\$753.68	\$1,240.61
47	\$416.97	\$502.98	\$768.97	\$1,250.87
48	\$440.66	\$519.14	\$814.34	\$1,277.63
49	\$464.36	\$535.30	\$859.71	\$1,304.42
50	\$488.07	\$551.42	\$905.12	\$1,331.17
51	\$511.77	\$567.57	\$950.49	\$1,357.96
52	\$535.45	\$583.74	\$995.87	\$1,384.72
53	\$569.69	\$614.46	\$1,056.78	\$1,443.10
54	\$603.94	\$645.19	\$1,117.71	\$1,501.49
55	\$638.15	\$675.88	\$1,178.64	\$1,559.85
56	\$672.40	\$706.61	\$1,239.55	\$1,618.23
57	\$706.65	\$737.33	\$1,300.48	\$1,676.62
58	\$751.67	\$765.87	\$1,370.45	\$1,736.67
59	\$796.71	\$794.40	\$1,440.42	\$1,796.69
60	\$841.73	\$822.97	\$1,510.35	\$1,856.74
61	\$886.77	\$851.50	\$1,580.32	\$1,916.76
62	\$931.80	\$880.03	\$1,650.28	\$1,976.81
63	\$991.17	\$914.09	\$1,739.06	\$2,047.61
64	\$1,050.54	\$948.14	\$1,827.83	\$2,118.37

### 15-25-40 and \$3,000 Rx Benefit Max

Age	Individual Male	Individual Female	Individual +1 Dependent	Family
0-20	\$216.36	\$362.69	\$598.04	\$964.04
21	\$218.93	\$365.52	\$601.36	\$971.58
22	\$221.50	\$368.32	\$604.69	\$979.12
23	\$224.06	\$371.15	\$608.03	\$986.70
24	\$226.66	\$373.93	\$611.35	\$994.24
25	\$229.23	\$376.76	\$614.68	\$1,001.78
26	\$231.79	\$379.56	\$618.01	\$1,009.32
27	\$234.39	\$382.40	\$621.33	\$1,016.87
28	\$236.95	\$385.22	\$624.67	\$1,024.41
29	\$239.52	\$388.02	\$628.04	\$1,031.95
30	\$242.12	\$390.86	\$631.37	\$1,039.49
31	\$256.51	\$399.89	\$633.20	\$1,064.16
32	\$270.86	\$408.96	\$635.07	\$1,088.85
33	\$285.25	\$417.99	\$636.92	\$1,113.55
34	\$299.65	\$427.06	\$638.79	\$1,138.24
35	\$306.12	\$430.59	\$644.96	\$1,145.73
36	\$309.37	\$432.31	\$648.06	\$1,149.48
37	\$312.62	\$434.07	\$651.16	\$1,153.24
38	\$315.87	\$435.82	\$654.22	\$1,156.99
39	\$325.60	\$441.07	\$663.48	\$1,168.24
40	\$338.53	\$448.11	\$675.84	\$1,183.25
41	\$351.51	\$455.11	\$688.17	\$1,198.25
42	\$364.49	\$462.13	\$700.53	\$1,213.25
43	\$375.93	\$471.46	\$716.00	\$1,223.61
44	\$387.37	\$480.76	\$731.42	\$1,234.03
45	\$398.85	\$490.10	\$746.88	\$1,244.40
46	\$410.30	\$499.40	\$762.30	\$1,254.81
47	\$421.74	\$508.73	\$777.77	\$1,265.18
48	\$445.70	\$525.09	\$823.66	\$1,292.24
49	\$469.67	\$541.42	\$869.55	\$1,319.34
50	\$493.66	\$557.73	\$915.48	\$1,346.40
51	\$517.62	\$574.07	\$961.36	\$1,373.51
52	\$541.58	\$590.41	\$1,007.26	\$1,400.56
53	\$576.21	\$621.50	\$1,068.88	\$1,459.61
54	\$610.85	\$652.57	\$1,130.50	\$1,518.68
55	\$645.45	\$683.60	\$1,192.12	\$1,577.69
56	\$680.08	\$714.69	\$1,253.74	\$1,636.74
57	\$714.73	\$745.77	\$1,315.36	\$1,695.81
58	\$760.27	\$774.64	\$1,386.14	\$1,756.55
59	\$805.82	\$803.49	\$1,456.90	\$1,817.25
60	\$851.37	\$832.39	\$1,527.63	\$1,877.98
61	\$896.92	\$861.24	\$1,598.39	\$1,938.70
62	\$942.46	\$890.10	\$1,669.17	\$1,999.43
63	\$1,002.50	\$924.54	\$1,758.96	\$2,071.04
64	\$1,062.56	\$958.99	\$1,848.74	\$2,142.62

# ConnectiCare® 2009 Rates *January – December 2009 Effective Dates*



Revised 10/08

## HMO Upfront Deductible \$1,500 Individual/\$3,000 Family

(HMO-OA-25-35-UFNA)

All policyholders may be subject to a rate increase at their renewal date.  
Rates are calculated as of the Applicant's age as of the effective date.

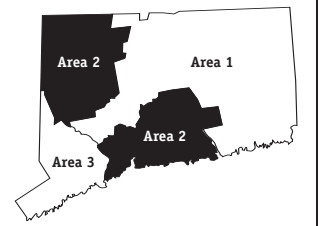
### Area 2 (Litchfield, Middlesex and New Haven counties\*)

**Litchfield County:** Barkhamsted, Bethlehem, Bridgewater, Canaan, Colebrook, Cornwall, Goshen, Harwinton, Kent, Litchfield, Morris, New Hartford, New Milford, Norfolk, North Canaan, Plymouth, Roxbury, Salisbury, Sharon, Thomaston, Torrington, Warren, Washington, Waterbury, Winchester, Woodbury

**Middlesex County:** Chester, Clinton, Cromwell, Deep River, Durham, East Haddam, East Hampton, Essex, Haddam, Killingworth, Middlefield, Middletown, Old Saybrook, Portland, Westbrook

**New Haven County:** Ansonia, Bethany, Branford, Derby, East Haven, Guilford, Hamden, Madison, Meriden, Milford, New Haven, North Branford, North Haven, Orange, Seymour, Wallingford, West Haven, Woodbridge

\*Note: The following towns are included in Area 1: Beacon Falls, Cheshire, Middlebury, Naugatuck, Oxford, Prospect, South Britain, Southbury, Waterbury and Wolcott.



### 10-20-35 and \$1,000 Rx Benefit Max

Age	Individual Male	Individual Female	Individual +1 Dependent	Family
0-20	\$163.65	\$274.32	\$452.33	\$729.16
21	\$165.59	\$276.47	\$454.85	\$734.87
22	\$167.53	\$278.58	\$457.36	\$740.58
23	\$169.47	\$280.72	\$459.89	\$746.31
24	\$171.44	\$282.83	\$462.40	\$752.01
25	\$173.37	\$284.97	\$464.93	\$757.71
26	\$175.31	\$287.08	\$467.44	\$763.41
27	\$177.28	\$289.23	\$469.95	\$769.12
28	\$179.22	\$291.37	\$472.48	\$774.82
29	\$181.16	\$293.49	\$475.02	\$780.52
30	\$183.13	\$295.62	\$477.54	\$786.22
31	\$194.02	\$302.46	\$478.94	\$804.90
32	\$204.88	\$309.32	\$480.36	\$823.57
33	\$215.76	\$316.15	\$481.74	\$842.25
34	\$226.64	\$323.01	\$483.17	\$860.92
35	\$231.54	\$325.67	\$487.82	\$866.59
36	\$233.99	\$326.98	\$490.17	\$869.42
37	\$236.46	\$328.31	\$492.51	\$872.25
38	\$238.92	\$329.65	\$494.82	\$875.09
39	\$246.27	\$333.61	\$501.83	\$883.61
40	\$256.05	\$338.93	\$511.18	\$894.95
41	\$265.86	\$344.23	\$520.51	\$906.30
42	\$275.68	\$349.53	\$529.85	\$917.66
43	\$284.34	\$356.59	\$541.55	\$925.50
44	\$292.99	\$363.62	\$553.22	\$933.37
45	\$301.68	\$370.69	\$564.92	\$941.22
46	\$310.33	\$377.73	\$576.57	\$949.10
47	\$318.99	\$384.79	\$588.26	\$956.94
48	\$337.11	\$397.15	\$622.98	\$977.40
49	\$355.24	\$409.51	\$657.70	\$997.90
50	\$373.38	\$421.84	\$692.43	\$1,018.37
51	\$391.50	\$434.20	\$727.13	\$1,038.86
52	\$409.63	\$446.57	\$761.85	\$1,059.33
53	\$435.83	\$470.08	\$808.46	\$1,104.00
54	\$462.03	\$493.58	\$855.06	\$1,148.66
55	\$488.19	\$517.06	\$901.67	\$1,193.31
56	\$514.40	\$540.57	\$948.28	\$1,237.97
57	\$540.59	\$564.07	\$994.89	\$1,282.65
58	\$575.04	\$585.90	\$1,048.42	\$1,328.58
59	\$609.50	\$607.73	\$1,101.94	\$1,374.50
60	\$643.94	\$629.58	\$1,155.45	\$1,420.44
61	\$678.39	\$651.41	\$1,208.97	\$1,466.35
62	\$712.84	\$673.24	\$1,262.49	\$1,512.30
63	\$758.26	\$699.29	\$1,330.41	\$1,566.46
64	\$803.68	\$725.34	\$1,398.33	\$1,620.59

### 10-20-35 and \$2,000 Rx Benefit Max

Age	Individual Male	Individual Female	Individual +1 Dependent	Family
0-20	\$169.81	\$284.65	\$469.36	\$756.62
21	\$171.83	\$286.87	\$471.98	\$762.54
22	\$173.83	\$289.06	\$474.59	\$768.46
23	\$175.85	\$291.29	\$477.20	\$774.41
24	\$177.89	\$293.48	\$479.81	\$780.33
25	\$179.90	\$295.69	\$482.43	\$786.24
26	\$181.91	\$297.89	\$485.04	\$792.15
27	\$183.96	\$300.12	\$487.65	\$798.08
28	\$185.97	\$302.34	\$490.27	\$804.00
29	\$187.98	\$304.54	\$492.92	\$809.91
30	\$190.03	\$306.76	\$495.52	\$815.83
31	\$201.32	\$313.85	\$496.97	\$835.21
32	\$212.59	\$320.97	\$498.44	\$854.58
33	\$223.88	\$328.05	\$499.88	\$873.95
34	\$235.18	\$335.18	\$501.35	\$893.32
35	\$240.25	\$337.93	\$506.18	\$899.22
36	\$242.80	\$339.29	\$508.62	\$902.17
37	\$245.36	\$340.67	\$511.05	\$905.10
38	\$247.91	\$342.06	\$513.46	\$908.04
39	\$255.54	\$346.18	\$520.72	\$916.89
40	\$265.69	\$351.69	\$530.42	\$928.65
41	\$275.88	\$357.20	\$540.10	\$940.43
42	\$286.07	\$362.69	\$549.80	\$952.20
43	\$295.04	\$370.03	\$561.94	\$960.35
44	\$304.02	\$377.31	\$574.05	\$968.52
45	\$313.04	\$384.64	\$586.19	\$976.66
46	\$322.02	\$391.95	\$598.28	\$984.83
47	\$331.00	\$399.28	\$610.42	\$992.97
48	\$349.80	\$412.10	\$646.44	\$1,014.21
49	\$368.61	\$424.93	\$682.46	\$1,035.47
50	\$387.44	\$437.73	\$718.50	\$1,056.71
51	\$406.25	\$450.55	\$754.51	\$1,077.97
52	\$425.06	\$463.39	\$790.54	\$1,099.22
53	\$452.23	\$487.77	\$838.90	\$1,145.57
54	\$479.42	\$512.16	\$887.26	\$1,191.92
55	\$506.58	\$536.53	\$935.62	\$1,238.24
56	\$533.77	\$560.93	\$983.99	\$1,284.59
57	\$560.95	\$585.31	\$1,032.36	\$1,330.94
58	\$596.69	\$607.96	\$1,087.89	\$1,378.61
59	\$632.44	\$630.61	\$1,143.44	\$1,426.26
60	\$668.18	\$653.28	\$1,198.95	\$1,473.92
61	\$703.93	\$675.94	\$1,254.49	\$1,521.56
62	\$739.68	\$698.60	\$1,310.03	\$1,569.24
63	\$786.81	\$725.62	\$1,380.50	\$1,625.45
64	\$833.94	\$752.65	\$1,450.98	\$1,681.62

### 10-20-35 and \$3,000 Rx Benefit Max

Age	Individual Male	Individual Female	Individual +1 Dependent	Family
0-20	\$172.83	\$289.72	\$477.72	\$770.10
21	\$174.88	\$291.98	\$480.39	\$776.12
22	\$176.94	\$294.21	\$483.03	\$782.15
23	\$178.98	\$296.48	\$485.70	\$788.20
24	\$181.06	\$298.71	\$488.36	\$794.22
25	\$183.10	\$300.97	\$491.02	\$800.24
26	\$185.15	\$303.21	\$493.67	\$806.26
27	\$187.24	\$305.47	\$496.34	\$812.30
28	\$189.28	\$307.73	\$499.00	\$818.31
29	\$191.33	\$309.96	\$501.69	\$824.34
30	\$193.41	\$312.22	\$504.35	\$830.36
31	\$204.91	\$319.44	\$505.82	\$850.09
32	\$216.38	\$326.69	\$507.32	\$869.80
33	\$227.87	\$333.90	\$508.78	\$889.53
34	\$239.36	\$341.14	\$510.28	\$909.24
35	\$244.53	\$343.95	\$515.20	\$915.24
36	\$247.12	\$345.33	\$517.68	\$918.23
37	\$249.73	\$346.74	\$520.15	\$921.22
38	\$252.33	\$348.15	\$522.60	\$924.21
39	\$260.09	\$352.34	\$530.00	\$933.21
40	\$270.42	\$357.95	\$539.88	\$945.19
41	\$280.78	\$363.56	\$549.72	\$957.17
42	\$291.17	\$369.15	\$559.60	\$969.17
43	\$300.30	\$376.61	\$571.95	\$977.45
44	\$309.44	\$384.04	\$584.27	\$985.76
45	\$318.61	\$391.50	\$596.62	\$994.06
46	\$327.75	\$398.93	\$608.94	\$1,002.37
47	\$336.90	\$406.39	\$621.29	\$1,010.66
48	\$356.03	\$419.44	\$657.95	\$1,032.27
49	\$375.18	\$432.50	\$694.62	\$1,053.91
50	\$394.34	\$445.53	\$731.30	\$1,075.53
51	\$413.49	\$458.58	\$767.95	\$1,097.18
52	\$432.62	\$471.63	\$804.62	\$1,118.79
53	\$460.29	\$496.46	\$853.84	\$1,165.96
54	\$487.96	\$521.29	\$903.06	\$1,213.14
55	\$515.60	\$546.09	\$952.29	\$1,260.30
56	\$543.28	\$570.91	\$1,001.52	\$1,307.47
57	\$570.94	\$595.74	\$1,050.74	\$1,354.65
58	\$607.32	\$618.79	\$1,107.27	\$1,403.17
59	\$643.70	\$641.83	\$1,163.81	\$1,451.65
60	\$680.09	\$664.92	\$1,220.31	\$1,500.17
61	\$716.47	\$687.98	\$1,276.83	\$1,548.66
62	\$752.85	\$711.03	\$1,333.35	\$1,597.19
63	\$800.82	\$738.54	\$1,405.09	\$1,654.39
64	\$848.79	\$766.06	\$1,476.82	\$1,711.56

# ConnectiCare® 2009 Rates January – December 2009 Effective Dates



Revised 10/08

## HMO Upfront Deductible \$1,500 Individual/\$3,000 Family

(HMO-OA-25-35-UFNA)

All policyholders may be subject to a rate increase at their renewal date.  
Rates are calculated as of the Applicant's age as of the effective date.

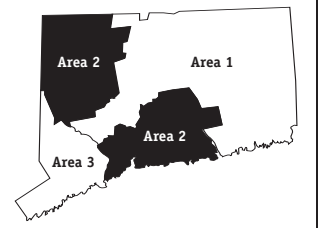
### Area 2 (Litchfield, Middlesex and New Haven counties\*)

**Litchfield County:** Barkhamsted, Bethlehem, Bridgewater, Canaan, Colebrook, Cornwall, Goshen, Harwinton, Kent, Litchfield, Morris, New Hartford, New Milford, Norfolk, North Canaan, Plymouth, Roxbury, Salisbury, Sharon, Thomaston, Torrington, Warren, Washington, Waterbury, Waterbury, Winchester, Woodbury

**Middlesex County:** Chester, Clinton, Cromwell, Deep River, Durham, East Haddam, East Hampton, Essex, Haddam, Killingworth, Middlefield, Middletown, Old Saybrook, Portland, Westbrook

**New Haven County:** Ansonia, Bethany, Branford, Derby, East Haven, Guilford, Hamden, Madison, Meriden, Milford, New Haven, North Branford, North Haven, Orange, Seymour, Wallingford, West Haven, Woodbridge

\*Note: The following towns are included in Area 1: Beacon Falls, Cheshire, Middlebury, Naugatuck, Oxford, Prospect, South Britain, Southbury, Waterbury and Wolcott.



### 15-25-40 and \$1,000 Rx Benefit Max

Age	Individual Male	Individual Female	Individual +1 Dependent	Family
0-20	\$161.57	\$270.84	\$446.58	\$719.90
21	\$163.48	\$272.95	\$449.07	\$725.54
22	\$165.39	\$275.03	\$451.55	\$731.17
23	\$167.31	\$277.15	\$454.04	\$736.82
24	\$169.26	\$279.24	\$456.52	\$742.45
25	\$171.18	\$281.34	\$459.01	\$748.08
26	\$173.08	\$283.44	\$461.50	\$753.71
27	\$175.03	\$285.55	\$463.98	\$759.35
28	\$176.95	\$287.66	\$466.47	\$764.98
29	\$178.86	\$289.75	\$468.99	\$770.61
30	\$180.80	\$291.87	\$471.47	\$776.22
31	\$191.54	\$298.62	\$472.84	\$794.67
32	\$202.27	\$305.39	\$474.25	\$813.10
33	\$213.01	\$312.13	\$475.61	\$831.54
34	\$223.76	\$318.91	\$477.02	\$849.96
35	\$228.59	\$321.53	\$481.62	\$855.57
36	\$231.02	\$322.82	\$483.94	\$858.38
37	\$233.46	\$324.13	\$486.25	\$861.17
38	\$235.88	\$325.46	\$488.53	\$863.97
39	\$243.14	\$329.37	\$495.45	\$872.38
40	\$252.79	\$334.63	\$504.68	\$883.58
41	\$262.48	\$339.86	\$513.89	\$894.78
42	\$272.18	\$345.09	\$523.12	\$905.99
43	\$280.72	\$352.06	\$534.67	\$913.73
44	\$289.26	\$359.00	\$546.19	\$921.51
45	\$297.84	\$365.97	\$557.73	\$929.26
46	\$306.38	\$372.93	\$569.24	\$937.03
47	\$314.93	\$379.90	\$580.79	\$944.77
48	\$332.82	\$392.10	\$615.06	\$964.99
49	\$350.72	\$404.31	\$649.33	\$985.21
50	\$368.63	\$416.48	\$683.62	\$1,005.42
51	\$386.53	\$428.68	\$717.89	\$1,025.66
52	\$404.43	\$440.90	\$752.17	\$1,045.86
53	\$430.28	\$464.09	\$798.19	\$1,089.96
54	\$456.15	\$487.31	\$844.19	\$1,134.07
55	\$481.99	\$510.48	\$890.21	\$1,178.14
56	\$507.86	\$533.70	\$936.23	\$1,222.24
57	\$533.72	\$556.90	\$982.25	\$1,266.34
58	\$567.74	\$578.45	\$1,035.08	\$1,311.69
59	\$601.74	\$600.00	\$1,087.94	\$1,357.03
60	\$635.76	\$621.58	\$1,140.75	\$1,402.38
61	\$669.77	\$643.12	\$1,193.60	\$1,447.70
62	\$703.78	\$664.68	\$1,246.44	\$1,493.08
63	\$748.62	\$690.40	\$1,313.50	\$1,546.55
64	\$793.47	\$716.12	\$1,380.55	\$1,599.99

### 15-25-40 and \$2,000 Rx Benefit Max

Age	Individual Male	Individual Female	Individual +1 Dependent	Family
0-20	\$166.71	\$279.44	\$460.76	\$742.77
21	\$168.68	\$281.62	\$463.34	\$748.58
22	\$170.66	\$283.77	\$465.89	\$754.39
23	\$172.63	\$285.95	\$468.47	\$760.23
24	\$174.64	\$288.10	\$471.02	\$766.04
25	\$176.61	\$290.29	\$473.60	\$771.85
26	\$178.59	\$292.44	\$476.15	\$777.65
27	\$180.59	\$294.63	\$478.73	\$783.47
28	\$182.56	\$296.80	\$481.29	\$789.27
29	\$184.54	\$298.96	\$483.89	\$795.08
30	\$186.54	\$301.14	\$486.45	\$800.89
31	\$197.63	\$308.10	\$487.87	\$819.92
32	\$208.69	\$315.09	\$489.31	\$838.93
33	\$219.78	\$322.05	\$490.73	\$857.95
34	\$230.87	\$329.04	\$492.17	\$876.97
35	\$235.86	\$331.75	\$496.92	\$882.76
36	\$238.36	\$333.08	\$499.31	\$885.65
37	\$240.88	\$334.43	\$501.70	\$888.53
38	\$243.37	\$335.80	\$504.05	\$891.42
39	\$250.87	\$339.84	\$511.19	\$900.09
40	\$260.82	\$345.25	\$520.71	\$911.65
41	\$270.82	\$350.66	\$530.22	\$923.21
42	\$280.82	\$356.05	\$539.74	\$934.77
43	\$289.64	\$363.25	\$551.65	\$942.76
44	\$298.45	\$370.41	\$563.54	\$950.78
45	\$307.31	\$377.60	\$575.45	\$958.78
46	\$316.12	\$384.77	\$587.33	\$966.80
47	\$324.94	\$391.97	\$599.24	\$974.79
48	\$343.40	\$404.56	\$634.61	\$995.64
49	\$361.86	\$417.15	\$669.96	\$1,016.52
50	\$380.35	\$429.71	\$705.34	\$1,037.36
51	\$398.81	\$442.30	\$740.70	\$1,058.24
52	\$417.27	\$454.90	\$776.07	\$1,079.09
53	\$443.95	\$478.84	\$823.54	\$1,124.59
54	\$470.65	\$502.79	\$871.01	\$1,170.09
55	\$497.30	\$526.71	\$918.49	\$1,215.57
56	\$524.00	\$550.66	\$965.97	\$1,261.07
57	\$550.68	\$574.60	\$1,013.45	\$1,306.56
58	\$585.77	\$596.83	\$1,067.97	\$1,353.36
59	\$620.87	\$619.06	\$1,122.50	\$1,400.14
60	\$655.95	\$641.32	\$1,177.00	\$1,446.94
61	\$691.04	\$663.56	\$1,231.52	\$1,493.70
62	\$726.14	\$685.80	\$1,286.04	\$1,540.51
63	\$772.41	\$712.34	\$1,355.23	\$1,595.68
64	\$818.68	\$738.87	\$1,424.41	\$1,650.82

### 15-25-40 and \$3,000 Rx Benefit Max

Age	Individual Male	Individual Female	Individual +1 Dependent	Family
0-20	\$169.15	\$283.54	\$467.53	\$753.67
21	\$171.16	\$285.76	\$470.14	\$759.57
22	\$173.16	\$287.94	\$472.73	\$765.47
23	\$175.17	\$290.16	\$475.35	\$771.39
24	\$177.20	\$292.34	\$477.94	\$777.28
25	\$179.21	\$294.54	\$480.55	\$783.18
26	\$181.20	\$296.73	\$483.15	\$789.07
27	\$183.25	\$298.95	\$485.75	\$794.97
28	\$185.24	\$301.16	\$488.37	\$800.87
29	\$187.25	\$303.35	\$490.99	\$806.76
30	\$189.28	\$305.57	\$493.59	\$812.65
31	\$200.53	\$312.63	\$495.03	\$831.95
32	\$211.76	\$319.73	\$496.50	\$851.25
33	\$223.00	\$326.78	\$497.93	\$870.55
34	\$234.26	\$333.87	\$499.40	\$889.85
35	\$239.32	\$336.62	\$504.21	\$895.72
36	\$241.86	\$337.96	\$506.65	\$898.65
37	\$244.41	\$339.34	\$509.07	\$901.58
38	\$246.94	\$340.72	\$511.45	\$904.51
39	\$254.55	\$344.82	\$518.70	\$913.31
40	\$264.66	\$350.32	\$528.36	\$925.04
41	\$274.80	\$355.81	\$538.00	\$936.76
42	\$284.96	\$361.28	\$547.66	\$948.50
43	\$293.89	\$368.58	\$559.76	\$956.60
44	\$302.84	\$375.85	\$571.82	\$964.74
45	\$311.82	\$383.15	\$583.90	\$972.85
46	\$320.76	\$390.42	\$595.95	\$981.00
47	\$329.71	\$397.72	\$608.04	\$989.10
48	\$348.44	\$410.50	\$643.93	\$1,010.26
49	\$367.18	\$423.28	\$679.80	\$1,031.44
50	\$385.93	\$436.02	\$715.70	\$1,052.60
51	\$404.66	\$448.79	\$751.57	\$1,073.78
52	\$423.40	\$461.58	\$787.46	\$1,094.93
53	\$450.47	\$485.87	\$835.63	\$1,141.10
54	\$477.56	\$510.17	\$883.81	\$1,187.28
55	\$504.60	\$534.43	\$931.98	\$1,233.41
56	\$531.68	\$558.74	\$980.16	\$1,279.58
57	\$558.76	\$583.03	\$1,028.33	\$1,325.75
58	\$594.37	\$605.60	\$1,083.65	\$1,373.24
59	\$629.97	\$628.15	\$1,138.98	\$1,420.70
60	\$665.59	\$650.74	\$1,194.28	\$1,468.18
61	\$701.19	\$673.30	\$1,249.60	\$1,515.63
62	\$736.80	\$695.87	\$1,304.93	\$1,563.12
63	\$783.75	\$722.79	\$1,375.12	\$1,619.11
64	\$830.70	\$749.72	\$1,445.32	\$1,675.06

# ConnectiCare® 2009 Rates *January – December 2009 Effective Dates*



Revised 10/08

## HMO Upfront Deductible \$2,500 Individual/\$5,000 Family

(HMO-OA-25-35-UFQA)

All policyholders may be subject to a rate increase at their renewal date.  
Rates are calculated as of the Applicant's age as of the effective date.

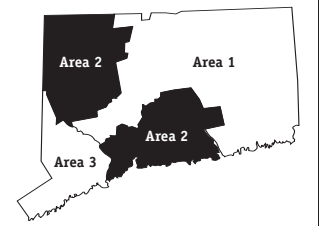
### Area 2 (Litchfield, Middlesex and New Haven counties\*)

**Litchfield County:** Barkhamsted, Bethlehem, Bridgewater, Canaan, Colebrook, Cornwall, Goshen, Harwinton, Kent, Litchfield, Morris, New Hartford, New Milford, Norfolk, North Canaan, Plymouth, Roxbury, Salisbury, Sharon, Thomaston, Torrington, Warren, Washington, Waterbury, Winchester, Woodbury

**Middlesex County:** Chester, Clinton, Cromwell, Deep River, Durham, East Haddam, East Hampton, Essex, Haddam, Killingworth, Middlefield, Middletown, Old Saybrook, Portland, Westbrook

**New Haven County:** Ansonia, Bethany, Branford, Derby, East Haven, Guilford, Hamden, Madison, Meriden, Milford, New Haven, North Branford, North Haven, Orange, Seymour, Wallingford, West Haven, Woodbridge

\*Note: The following towns are included in Area 1: Beacon Falls, Cheshire, Middlebury, Naugatuck, Oxford, Prospect, South Britain, Southbury, Waterbury and Wolcott.



### 10-20-35 and \$1,000 Rx Benefit Max

### 10-20-35 and \$2,000 Rx Benefit Max

### 10-20-35 and \$3,000 Rx Benefit Max

Age	Individual Male	Individual Female	Individual +1 Dependent	Family
0-20	\$146.87	\$246.19	\$405.95	\$654.40
21	\$148.61	\$248.12	\$408.21	\$659.52
22	\$150.35	\$250.02	\$410.47	\$664.65
23	\$152.09	\$251.94	\$412.73	\$669.79
24	\$153.86	\$253.83	\$414.99	\$674.91
25	\$155.60	\$255.76	\$417.26	\$680.03
26	\$157.33	\$257.65	\$419.52	\$685.14
27	\$159.10	\$259.58	\$421.77	\$690.26
28	\$160.84	\$261.50	\$424.03	\$695.38
29	\$162.59	\$263.40	\$426.32	\$700.50
30	\$164.36	\$265.31	\$428.58	\$705.62
31	\$174.13	\$271.45	\$429.83	\$722.37
32	\$183.87	\$277.61	\$431.10	\$739.13
33	\$193.64	\$283.74	\$432.35	\$755.90
34	\$203.40	\$289.89	\$433.63	\$772.65
35	\$207.80	\$292.29	\$437.81	\$777.74
36	\$210.01	\$293.46	\$439.91	\$780.29
37	\$212.21	\$294.65	\$442.02	\$782.83
38	\$214.42	\$295.85	\$444.09	\$785.37
39	\$221.02	\$299.40	\$450.38	\$793.02
40	\$229.80	\$304.18	\$458.77	\$803.20
41	\$238.61	\$308.94	\$467.14	\$813.38
42	\$247.42	\$313.69	\$475.52	\$823.57
43	\$255.19	\$320.03	\$486.03	\$830.62
44	\$262.95	\$326.34	\$496.50	\$837.68
45	\$270.75	\$332.68	\$506.99	\$844.72
46	\$278.51	\$339.00	\$517.46	\$851.79
47	\$286.29	\$345.34	\$527.96	\$858.83
48	\$302.55	\$356.44	\$559.10	\$877.19
49	\$318.82	\$367.52	\$590.27	\$895.59
50	\$335.10	\$378.60	\$621.44	\$913.96
51	\$351.36	\$389.69	\$652.59	\$932.36
52	\$367.62	\$400.78	\$683.74	\$950.72
53	\$391.15	\$421.88	\$725.57	\$990.81
54	\$414.66	\$442.97	\$767.40	\$1,030.90
55	\$438.14	\$464.05	\$809.23	\$1,070.96
56	\$461.66	\$485.14	\$851.05	\$1,111.05
57	\$485.17	\$506.24	\$892.89	\$1,151.14
58	\$516.09	\$525.83	\$940.93	\$1,192.37
59	\$547.01	\$545.42	\$988.97	\$1,233.58
60	\$577.92	\$565.04	\$1,036.99	\$1,274.81
61	\$608.84	\$584.62	\$1,085.02	\$1,316.02
62	\$639.76	\$604.21	\$1,133.06	\$1,357.24
63	\$680.52	\$627.59	\$1,194.02	\$1,405.86
64	\$721.28	\$650.98	\$1,254.96	\$1,454.44

Age	Individual Male	Individual Female	Individual +1 Dependent	Family
0-20	\$153.03	\$256.52	\$422.99	\$681.86
21	\$154.85	\$258.52	\$425.34	\$687.20
22	\$156.65	\$260.50	\$427.69	\$692.53
23	\$158.47	\$262.50	\$430.05	\$697.89
24	\$160.32	\$264.48	\$432.40	\$703.23
25	\$162.13	\$266.48	\$434.77	\$708.56
26	\$163.94	\$268.46	\$437.12	\$713.88
27	\$165.78	\$270.47	\$439.47	\$719.22
28	\$167.60	\$272.47	\$441.82	\$724.56
29	\$169.40	\$274.45	\$444.21	\$729.89
30	\$171.25	\$276.45	\$446.56	\$735.23
31	\$181.44	\$282.84	\$447.86	\$752.68
32	\$191.58	\$289.25	\$449.19	\$770.14
33	\$201.76	\$295.63	\$450.48	\$787.60
34	\$211.94	\$302.06	\$451.82	\$805.06
35	\$216.51	\$304.55	\$456.17	\$810.37
36	\$218.81	\$305.76	\$458.36	\$813.03
37	\$221.12	\$307.01	\$460.56	\$815.67
38	\$223.41	\$308.25	\$462.73	\$818.32
39	\$230.29	\$311.97	\$469.27	\$826.29
40	\$239.44	\$316.95	\$478.02	\$836.90
41	\$248.62	\$321.90	\$486.74	\$847.51
42	\$257.80	\$326.85	\$495.47	\$858.12
43	\$265.89	\$333.47	\$506.42	\$865.47
44	\$273.98	\$340.03	\$517.32	\$872.82
45	\$282.11	\$346.64	\$528.26	\$880.16
46	\$290.20	\$353.22	\$539.17	\$887.52
47	\$298.30	\$359.83	\$550.12	\$894.86
48	\$315.25	\$371.39	\$582.56	\$913.99
49	\$332.19	\$382.94	\$615.03	\$933.16
50	\$349.16	\$394.48	\$647.51	\$952.31
51	\$366.11	\$406.05	\$679.97	\$971.47
52	\$383.05	\$417.60	\$712.43	\$990.61
53	\$407.55	\$439.57	\$756.01	\$1,032.38
54	\$432.05	\$461.56	\$799.59	\$1,074.16
55	\$456.52	\$483.52	\$843.19	\$1,115.89
56	\$481.03	\$505.50	\$886.76	\$1,157.67
57	\$505.53	\$527.48	\$930.35	\$1,199.44
58	\$537.74	\$547.89	\$980.40	\$1,242.39
59	\$569.95	\$568.31	\$1,030.46	\$1,285.33
60	\$602.17	\$588.74	\$1,080.49	\$1,328.30
61	\$634.38	\$609.15	\$1,130.54	\$1,371.23
62	\$666.60	\$629.57	\$1,180.59	\$1,414.19
63	\$709.07	\$653.92	\$1,244.10	\$1,464.84
64	\$751.54	\$678.29	\$1,307.61	\$1,515.47

Age	Individual Male	Individual Female	Individual +1 Dependent	Family
0-20	\$156.05	\$261.59	\$431.35	\$695.34
21	\$157.90	\$263.63	\$433.75	\$700.77
22	\$159.76	\$265.65	\$436.14	\$706.22
23	\$161.61	\$267.69	\$438.54	\$711.68
24	\$163.48	\$269.71	\$440.95	\$717.12
25	\$165.33	\$271.76	\$443.36	\$722.56
26	\$167.18	\$273.77	\$445.75	\$727.99
27	\$169.06	\$275.82	\$448.15	\$733.44
28	\$170.91	\$277.85	\$450.55	\$738.87
29	\$172.75	\$279.88	\$452.99	\$744.32
30	\$174.64	\$281.91	\$455.39	\$749.76
31	\$185.02	\$288.43	\$456.71	\$767.56
32	\$195.37	\$294.97	\$458.07	\$785.36
33	\$205.75	\$301.49	\$459.39	\$803.18
34	\$216.12	\$308.02	\$460.74	\$820.98
35	\$220.78	\$310.56	\$465.19	\$826.39
36	\$223.13	\$311.81	\$467.42	\$829.09
37	\$225.49	\$313.08	\$469.66	\$831.80
38	\$227.83	\$314.35	\$471.87	\$834.49
39	\$234.84	\$318.13	\$478.54	\$842.62
40	\$244.17	\$323.21	\$487.47	\$853.44
41	\$253.53	\$328.26	\$496.36	\$864.25
42	\$262.90	\$333.31	\$505.27	\$875.08
43	\$271.15	\$340.05	\$516.43	\$882.56
44	\$279.40	\$346.76	\$527.55	\$890.07
45	\$287.67	\$353.50	\$538.70	\$897.56
46	\$295.93	\$360.20	\$549.82	\$905.06
47	\$304.19	\$366.94	\$560.99	\$912.55
48	\$321.48	\$378.73	\$594.08	\$932.06
49	\$338.76	\$390.51	\$627.19	\$951.60
50	\$356.06	\$402.28	\$660.31	\$971.12
51	\$373.34	\$414.07	\$693.40	\$990.68
52	\$390.62	\$425.84	\$726.50	\$1,010.18
53	\$415.60	\$448.26	\$770.95	\$1,052.77
54	\$440.59	\$470.69	\$815.40	\$1,095.38
55	\$465.55	\$493.08	\$859.85	\$1,137.94
56	\$490.53	\$515.48	\$904.29	\$1,180.55
57	\$515.52	\$537.90	\$948.73	\$1,223.14
58	\$548.37	\$558.72	\$999.78	\$1,266.95
59	\$581.22	\$579.53	\$1,050.83	\$1,310.73
60	\$614.08	\$600.38	\$1,101.84	\$1,354.54
61	\$646.92	\$621.19	\$1,152.89	\$1,398.33
62	\$679.77	\$642.01	\$1,203.92	\$1,442.14
63	\$723.08	\$666.85	\$1,268.69	\$1,493.79
64	\$766.39	\$691.69	\$1,333.46	\$1,545.41

# ConnectiCare® 2009 Rates January – December 2009 Effective Dates



Revised 10/08

## HMO Upfront Deductible \$2,500 Individual/\$5,000 Family

(HMO-OA-25-35-UFQA)

All policyholders may be subject to a rate increase at their renewal date.  
Rates are calculated as of the Applicant's age as of the effective date.

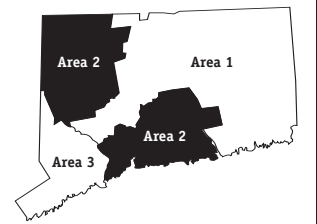
### Area 2 (Litchfield, Middlesex and New Haven counties\*)

**Litchfield County:** Barkhamsted, Bethlehem, Bridgewater, Canaan, Colebrook, Cornwall, Goshen, Harwinton, Kent, Litchfield, Morris, New Hartford, New Milford, Norfolk, North Canaan, Plymouth, Roxbury, Salisbury, Sharon, Thomaston, Torrington, Warren, Washington, Waterbury, Winchester, Woodbury

**Middlesex County:** Chester, Clinton, Cromwell, Deep River, Durham, East Haddam, East Hampton, Essex, Haddam, Killingworth, Middlefield, Middletown, Old Saybrook, Portland, Westbrook

**New Haven County:** Ansonia, Bethany, Branford, Derby, East Haven, Guilford, Hamden, Madison, Meriden, Milford, New Haven, North Branford, North Haven, Orange, Seymour, Wallingford, West Haven, Woodbridge

\*Note: The following towns are included in Area 1: Beacon Falls, Cheshire, Middlebury, Naugatuck, Oxford, Prospect, South Britain, Southbury, Waterbury and Wolcott.



### 15-25-40 and \$1,000 Rx Benefit Max

Age	Individual Male	Individual Female	Individual +1 Dependent	Family
0-20	\$144.78	\$242.71	\$400.20	\$645.14
21	\$146.50	\$244.60	\$402.43	\$650.19
22	\$148.21	\$246.47	\$404.66	\$655.24
23	\$149.93	\$248.37	\$406.88	\$660.31
24	\$151.68	\$250.24	\$409.11	\$665.35
25	\$153.40	\$252.13	\$411.35	\$670.40
26	\$155.10	\$254.01	\$413.58	\$675.44
27	\$156.85	\$255.90	\$415.80	\$680.49
28	\$158.57	\$257.79	\$418.03	\$685.54
29	\$160.29	\$259.66	\$420.28	\$690.59
30	\$162.03	\$261.56	\$422.51	\$695.62
31	\$171.65	\$267.60	\$423.74	\$712.14
32	\$181.26	\$273.68	\$425.00	\$728.66
33	\$190.89	\$279.72	\$426.22	\$745.19
34	\$200.52	\$285.79	\$427.48	\$761.70
35	\$204.84	\$288.14	\$431.61	\$766.73
36	\$207.03	\$289.29	\$433.68	\$769.24
37	\$209.21	\$290.47	\$435.76	\$771.75
38	\$211.38	\$291.65	\$437.80	\$774.25
39	\$217.89	\$295.17	\$444.00	\$781.78
40	\$226.54	\$299.88	\$452.27	\$791.83
41	\$235.23	\$304.56	\$460.53	\$801.86
42	\$243.92	\$309.25	\$468.79	\$811.91
43	\$251.57	\$315.50	\$479.14	\$818.85
44	\$259.23	\$321.72	\$489.47	\$825.81
45	\$266.91	\$327.97	\$499.81	\$832.76
46	\$274.56	\$334.20	\$510.13	\$839.72
47	\$282.23	\$340.45	\$520.49	\$846.67
48	\$298.27	\$351.39	\$551.19	\$864.77
49	\$314.30	\$362.32	\$581.90	\$882.90
50	\$330.35	\$373.23	\$612.63	\$901.02
51	\$346.39	\$384.17	\$643.35	\$919.16
52	\$362.42	\$395.10	\$674.06	\$937.25
53	\$385.60	\$415.90	\$715.30	\$976.77
54	\$408.78	\$436.70	\$756.53	\$1,016.31
55	\$431.94	\$457.48	\$797.77	\$1,055.79
56	\$455.11	\$478.27	\$839.00	\$1,095.32
57	\$478.30	\$499.06	\$880.24	\$1,134.84
58	\$508.78	\$518.38	\$927.59	\$1,175.48
59	\$539.26	\$537.70	\$974.96	\$1,216.10
60	\$569.74	\$557.04	\$1,022.29	\$1,256.75
61	\$600.22	\$576.34	\$1,069.65	\$1,297.37
62	\$630.69	\$595.65	\$1,117.01	\$1,338.03
63	\$670.88	\$618.71	\$1,177.10	\$1,385.95
64	\$711.06	\$641.76	\$1,237.18	\$1,433.84

### 15-25-40 and \$2,000 Rx Benefit Max

Age	Individual Male	Individual Female	Individual +1 Dependent	Family
0-20	\$149.92	\$251.31	\$414.39	\$668.01
21	\$151.70	\$253.27	\$416.70	\$673.23
22	\$153.48	\$255.21	\$419.00	\$678.46
23	\$155.26	\$257.17	\$421.31	\$683.71
24	\$157.06	\$259.10	\$423.61	\$688.94
25	\$158.84	\$261.08	\$425.93	\$694.17
26	\$160.61	\$263.00	\$428.23	\$699.38
27	\$162.41	\$264.98	\$430.54	\$704.61
28	\$164.19	\$266.93	\$432.84	\$709.83
29	\$165.96	\$268.88	\$435.19	\$715.06
30	\$167.77	\$270.83	\$437.50	\$720.28
31	\$177.74	\$277.09	\$438.76	\$737.39
32	\$187.68	\$283.38	\$440.06	\$754.49
33	\$197.66	\$289.63	\$441.33	\$771.60
34	\$207.63	\$295.92	\$442.64	\$788.70
35	\$212.11	\$298.36	\$446.91	\$793.91
36	\$214.37	\$299.55	\$449.05	\$796.51
37	\$216.63	\$300.77	\$451.21	\$799.10
38	\$218.87	\$301.99	\$453.32	\$801.70
39	\$225.62	\$305.63	\$459.74	\$809.50
40	\$234.58	\$310.50	\$468.31	\$819.90
41	\$243.56	\$315.36	\$476.85	\$830.29
42	\$252.56	\$320.21	\$485.40	\$840.68
43	\$260.49	\$326.69	\$496.13	\$847.88
44	\$268.42	\$333.13	\$506.82	\$855.08
45	\$276.38	\$339.59	\$517.53	\$862.28
46	\$284.31	\$346.05	\$528.21	\$869.49
47	\$292.23	\$352.52	\$538.93	\$876.68
48	\$308.84	\$363.85	\$570.73	\$895.43
49	\$325.45	\$375.17	\$602.53	\$914.21
50	\$342.07	\$386.46	\$634.35	\$932.96
51	\$358.67	\$397.79	\$666.16	\$951.74
52	\$375.27	\$409.11	\$697.95	\$970.48
53	\$399.27	\$430.65	\$740.65	\$1,011.40
54	\$423.28	\$452.18	\$783.35	\$1,052.33
55	\$447.25	\$473.70	\$826.06	\$1,093.22
56	\$471.26	\$495.23	\$868.74	\$1,134.15
57	\$495.26	\$516.76	\$911.44	\$1,175.06
58	\$526.82	\$536.76	\$960.48	\$1,217.15
59	\$558.38	\$556.76	\$1,009.53	\$1,259.22
60	\$589.93	\$576.78	\$1,058.53	\$1,301.31
61	\$621.50	\$596.77	\$1,107.57	\$1,343.37
62	\$653.05	\$616.77	\$1,156.60	\$1,385.46
63	\$694.67	\$640.64	\$1,218.83	\$1,435.08
64	\$736.27	\$664.51	\$1,281.04	\$1,484.67

### 15-25-40 and \$3,000 Rx Benefit Max

Age	Individual Male	Individual Female	Individual +1 Dependent	Family
0-20	\$152.37	\$255.41	\$421.16	\$678.91
21	\$154.18	\$257.41	\$423.50	\$684.22
22	\$155.98	\$259.38	\$425.84	\$689.54
23	\$157.79	\$261.37	\$428.19	\$694.87
24	\$159.62	\$263.34	\$430.53	\$700.18
25	\$161.43	\$265.33	\$432.89	\$705.50
26	\$163.23	\$267.30	\$435.23	\$710.80
27	\$165.07	\$269.30	\$437.57	\$716.11
28	\$166.87	\$271.29	\$439.92	\$721.42
29	\$168.67	\$273.26	\$442.29	\$726.74
30	\$170.50	\$275.26	\$444.63	\$732.05
31	\$180.64	\$281.62	\$445.92	\$749.43
32	\$190.75	\$288.01	\$447.25	\$766.81
33	\$200.89	\$294.36	\$448.54	\$784.20
34	\$211.02	\$300.75	\$449.86	\$801.59
35	\$215.57	\$303.24	\$454.21	\$806.87
36	\$217.87	\$304.44	\$456.39	\$809.51
37	\$220.16	\$305.68	\$458.57	\$812.15
38	\$222.44	\$306.92	\$460.72	\$814.79
39	\$229.30	\$310.62	\$467.25	\$822.72
40	\$238.41	\$315.57	\$475.95	\$833.28
41	\$247.54	\$320.51	\$484.64	\$843.85
42	\$256.69	\$325.45	\$493.33	\$854.41
43	\$264.74	\$332.02	\$504.23	\$861.72
44	\$272.80	\$338.56	\$515.09	\$869.05
45	\$280.89	\$345.14	\$525.97	\$876.36
46	\$288.95	\$351.69	\$536.83	\$883.68
47	\$297.01	\$358.27	\$547.74	\$890.99
48	\$313.88	\$369.79	\$580.05	\$910.05
49	\$330.76	\$381.29	\$612.37	\$929.13
50	\$347.65	\$392.77	\$644.71	\$948.19
51	\$364.52	\$404.28	\$677.03	\$967.28
52	\$381.39	\$415.79	\$709.34	\$986.32
53	\$405.79	\$437.68	\$752.74	\$1,027.91
54	\$430.19	\$459.56	\$796.14	\$1,069.52
55	\$454.54	\$481.42	\$839.54	\$1,111.06
56	\$478.94	\$503.31	\$882.93	\$1,152.66
57	\$503.34	\$525.20	\$926.32	\$1,194.25
58	\$535.42	\$545.53	\$976.16	\$1,237.03
59	\$567.49	\$565.85	\$1,026.01	\$1,279.78
60	\$599.57	\$586.20	\$1,075.82	\$1,322.55
61	\$631.64	\$606.51	\$1,125.65	\$1,365.30
62	\$663.72	\$626.84	\$1,175.49	\$1,408.07
63	\$706.01	\$651.09	\$1,238.73	\$1,458.51
64	\$748.30	\$675.36	\$1,301.95	\$1,508.92