

# ConnectiCare® 2009 Rates *January – December 2009 Effective Dates*



Revised 12/08

## POS High Deductible Health Plan \$1,500 Individual/\$ 3,000 Family w/\$15/25/40 Rx after Ded.

(POS-HSA-00-00-HDOI/HDUF)

All policyholders may be subject to a rate increase at their renewal date.  
Rates are calculated as of the Applicant's age as of the effective date.

### Area 1 (Hartford, New London, Tolland and Windham counties\*)

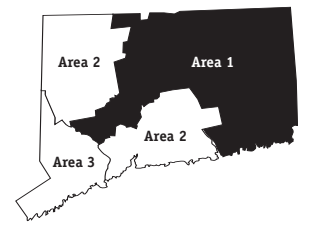
**Hartford County:** Avon, Berlin, Bloomfield, Bristol, Burlington, Canton, East Granby, East Hartford, East Windsor, Enfield, Farmington, Glastonbury, Granby, Hartford, Hartland, Manchester, Marlborough, New Britain, Newington, Plainville, Rocky Hill, Simsbury, Southington, South Windsor, Suffield, West Hartford, Wethersfield, Windsor, Windsor Locks

**New London County:** Bozrah, Colchester, East Lyme, Franklin, Griswold, Groton, Lebanon, Ledyard, Lisbon, Lyme, Montville, New London, North Stonington, Norwich, Old Lyme, Preston, Salem, Sprague, Stonington, Voluntown, Waterford

**Tolland County:** Andover, Bolton, Columbia, Coventry, Ellington, Hebron, Mansfield, Somers, Stafford, Tolland, Union, Vernon, Willington

**Windham County:** Ashford, Brooklyn, Canterbury, Chaplin, Eastford, Hampton, Killingly, Plainfield, Pomfret, Putnam, Scotland, Sterling, Thompson, Windham, Woodstock

\*Note: Area 1 also includes these towns from New Haven County: Beacon Falls, Cheshire, Middlebury, Naugatuck, Oxford, Prospect, South Britain, Southbury, Waterbury and Wolcott.



### Unlimited

Age	Individual Female	Individual Male	Individual +1 Dependent	Family
0-20	\$182.49	\$130.75	\$277.60	\$546.11
21	\$184.00	\$132.32	\$279.15	\$550.46
22	\$185.49	\$133.88	\$280.71	\$554.82
23	\$187.01	\$135.44	\$282.27	\$559.19
24	\$188.52	\$136.99	\$283.84	\$563.56
25	\$190.04	\$138.55	\$285.38	\$567.93
26	\$191.53	\$140.12	\$286.95	\$572.30
27	\$193.03	\$141.68	\$288.51	\$576.64
28	\$194.55	\$143.23	\$290.08	\$581.03
29	\$196.05	\$144.79	\$291.62	\$585.39
30	\$197.57	\$146.35	\$293.18	\$589.75
31	\$203.02	\$155.08	\$294.17	\$604.67
32	\$208.50	\$163.80	\$295.16	\$619.58
33	\$213.96	\$172.53	\$296.14	\$634.49
34	\$219.44	\$181.24	\$297.12	\$649.41
35	\$221.57	\$185.16	\$300.41	\$653.95
36	\$222.64	\$187.10	\$302.05	\$656.21
37	\$223.68	\$189.07	\$303.70	\$658.49
38	\$224.75	\$191.01	\$305.33	\$660.75
39	\$227.94	\$196.88	\$310.27	\$667.57
40	\$232.20	\$204.70	\$316.82	\$676.63
41	\$236.45	\$212.51	\$323.40	\$685.70
42	\$240.70	\$220.34	\$329.97	\$694.79
43	\$246.34	\$227.26	\$338.20	\$701.07
44	\$251.97	\$234.22	\$346.43	\$707.36
45	\$257.59	\$241.15	\$354.67	\$713.64
46	\$263.23	\$248.11	\$362.89	\$719.92
47	\$268.87	\$255.03	\$371.12	\$726.20
48	\$286.48	\$269.53	\$404.31	\$750.31
49	\$304.09	\$284.02	\$437.47	\$774.42
50	\$321.70	\$298.53	\$470.66	\$798.52
51	\$339.32	\$313.03	\$503.82	\$822.63
52	\$356.94	\$327.52	\$537.00	\$846.74
53	\$375.70	\$348.43	\$569.87	\$882.42
54	\$394.46	\$369.31	\$602.73	\$918.12
55	\$413.25	\$390.22	\$635.59	\$953.83
56	\$432.01	\$411.10	\$668.45	\$989.52
57	\$450.77	\$432.01	\$701.32	\$1,025.21
58	\$468.26	\$459.53	\$739.02	\$1,061.90
59	\$485.74	\$487.08	\$776.72	\$1,098.62
60	\$503.24	\$514.62	\$814.40	\$1,135.32
61	\$520.71	\$542.17	\$852.10	\$1,172.04
62	\$538.21	\$569.70	\$889.80	\$1,208.73
63	\$559.09	\$606.01	\$937.64	\$1,252.01
64	\$579.96	\$642.32	\$985.47	\$1,295.27

# ConnectiCare® 2009 Rates *January – December 2009 Effective Dates*



Revised 12/08

## POS High Deductible Health Plan \$3,000 Individual/\$6,000 Family w/\$15/25/40 Rx after Ded.

(POS-HSA-00-00-HDVI/HDWF)

All policyholders may be subject to a rate increase at their renewal date.  
Rates are calculated as of the Applicant's age as of the effective date.

### Area 1 (Hartford, New London, Tolland and Windham counties\*)

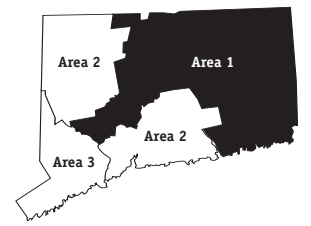
**Hartford County:** Avon, Berlin, Bloomfield, Bristol, Burlington, Canton, East Granby, East Hartford, East Windsor, Enfield, Farmington, Glastonbury, Granby, Hartford, Hartland, Manchester, Marlborough, New Britain, Newington, Plainville, Rocky Hill, Simsbury, Southington, South Windsor, Suffield, West Hartford, Wethersfield, Windsor, Windsor Locks

**New London County:** Bozrah, Colchester, East Lyme, Franklin, Griswold, Groton, Lebanon, Ledyard, Lisbon, Lyme, Montville, New London, North Stonington, Norwich, Old Lyme, Preston, Salem, Sprague, Stonington, Voluntown, Waterford

**Tolland County:** Andover, Bolton, Columbia, Coventry, Ellington, Hebron, Mansfield, Somers, Stafford, Tolland, Union, Vernon, Willington

**Windham County:** Ashford, Brooklyn, Canterbury, Chaplin, Eastford, Hampton, Killingly, Plainfield, Pomfret, Putnam, Scotland, Sterling, Thompson, Windham, Woodstock

\*Note: Area 1 also includes these towns from New Haven County: Beacon Falls, Cheshire, Middlebury, Naugatuck, Oxford, Prospect, South Britain, Southbury, Waterbury and Wolcott.



### Unlimited

Age	Individual Female	Individual Male	Individual +1 Dependent	Family
0-20	\$149.92	\$107.41	\$228.05	\$448.63
21	\$151.17	\$108.70	\$229.32	\$452.22
22	\$152.39	\$109.98	\$230.61	\$455.81
23	\$153.64	\$111.27	\$231.90	\$459.38
24	\$154.87	\$112.54	\$233.18	\$462.98
25	\$156.11	\$113.83	\$234.45	\$466.56
26	\$157.34	\$115.11	\$235.74	\$470.15
27	\$158.58	\$116.40	\$237.03	\$473.74
28	\$159.83	\$117.67	\$238.31	\$477.33
29	\$161.06	\$118.95	\$239.57	\$480.92
30	\$162.31	\$120.24	\$240.86	\$484.50
31	\$166.79	\$127.40	\$241.67	\$496.75
32	\$171.30	\$134.57	\$242.48	\$509.01
33	\$175.78	\$141.73	\$243.29	\$521.26
34	\$180.27	\$148.90	\$244.10	\$533.51
35	\$182.03	\$152.11	\$246.79	\$537.24
36	\$182.90	\$153.71	\$248.13	\$539.09
37	\$183.77	\$155.33	\$249.50	\$540.97
38	\$184.65	\$156.93	\$250.84	\$542.83
39	\$187.26	\$161.73	\$254.90	\$548.43
40	\$190.77	\$168.17	\$260.28	\$555.87
41	\$194.25	\$174.59	\$265.69	\$563.33
42	\$197.74	\$181.01	\$271.08	\$570.79
43	\$202.37	\$186.71	\$277.84	\$575.95
44	\$207.00	\$192.43	\$284.60	\$581.12
45	\$211.62	\$198.12	\$291.37	\$586.27
46	\$216.24	\$203.83	\$298.12	\$591.43
47	\$220.87	\$209.52	\$304.89	\$596.60
48	\$235.36	\$221.42	\$332.15	\$616.41
49	\$249.83	\$233.32	\$359.39	\$636.20
50	\$264.28	\$245.25	\$386.65	\$656.01
51	\$278.77	\$257.16	\$413.89	\$675.82
52	\$293.24	\$269.06	\$441.16	\$695.61
53	\$308.65	\$286.24	\$468.16	\$724.94
54	\$324.06	\$303.39	\$495.16	\$754.26
55	\$339.50	\$320.57	\$522.16	\$783.59
56	\$354.91	\$337.73	\$549.15	\$812.92
57	\$370.32	\$354.91	\$576.15	\$842.24
58	\$384.69	\$377.52	\$607.12	\$872.39
59	\$399.05	\$400.16	\$638.10	\$902.55
60	\$413.42	\$422.77	\$669.06	\$932.70
61	\$427.79	\$445.40	\$700.02	\$962.86
62	\$442.16	\$468.02	\$731.00	\$993.01
63	\$459.31	\$497.86	\$770.30	\$1,028.56
64	\$476.45	\$527.68	\$809.59	\$1,064.10

# ConnectiCare® 2009 Rates January – December 2009 Effective Dates



Revised 12/08

## POS High Deductible Health Plan \$5,000 Individual/\$10,000 Family w/No Member Cost after Ded.

(POS-HSA-00-00-HDXI/HDYF)

All policyholders may be subject to a rate increase at their renewal date.  
Rates are calculated as of the Applicant's age as of the effective date.

### Area 1 (Hartford, New London, Tolland and Windham counties\*)

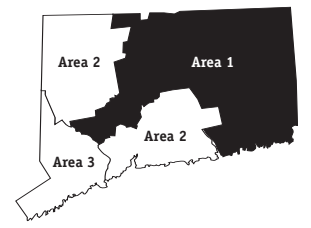
**Hartford County:** Avon, Berlin, Bloomfield, Bristol, Burlington, Canton, East Granby, East Hartford, East Windsor, Enfield, Farmington, Glastonbury, Granby, Hartford, Hartland, Manchester, Marlborough, New Britain, Newington, Plainville, Rocky Hill, Simsbury, Southington, South Windsor, Suffield, West Hartford, Wethersfield, Windsor, Windsor Locks

**New London County:** Bozrah, Colchester, East Lyme, Franklin, Griswold, Groton, Lebanon, Ledyard, Lisbon, Lyme, Montville, New London, North Stonington, Norwich, Old Lyme, Preston, Salem, Sprague, Stonington, Voluntown, Waterford

**Tolland County:** Andover, Bolton, Columbia, Coventry, Ellington, Hebron, Mansfield, Somers, Stafford, Tolland, Union, Vernon, Willington

**Windham County:** Ashford, Brooklyn, Canterbury, Chaplin, Eastford, Hampton, Killingly, Plainfield, Pomfret, Putnam, Scotland, Sterling, Thompson, Windham, Woodstock

\*Note: Area 1 also includes these towns from New Haven County: Beacon Falls, Cheshire, Middlebury, Naugatuck, Oxford, Prospect, South Britain, Southbury, Waterbury and Wolcott.



### Unlimited

Age	Individual Female	Individual Male	Individual +1 Dependent	Family
0-20	\$120.56	\$86.38	\$183.39	\$360.77
21	\$121.56	\$87.41	\$184.41	\$363.64
22	\$122.54	\$88.45	\$185.45	\$366.53
23	\$123.55	\$89.48	\$186.47	\$369.41
24	\$124.53	\$90.49	\$187.52	\$372.32
25	\$125.54	\$91.53	\$188.53	\$375.19
26	\$126.53	\$92.57	\$189.57	\$378.08
27	\$127.52	\$93.60	\$190.61	\$380.95
28	\$128.53	\$94.62	\$191.64	\$383.85
29	\$129.51	\$95.65	\$192.66	\$386.73
30	\$130.51	\$96.68	\$193.69	\$389.61
31	\$134.13	\$102.45	\$194.34	\$399.46
32	\$137.74	\$108.21	\$194.99	\$409.32
33	\$141.35	\$113.97	\$195.63	\$419.17
34	\$144.97	\$119.74	\$196.30	\$429.03
35	\$146.37	\$122.32	\$198.46	\$432.02
36	\$147.07	\$123.61	\$199.54	\$433.52
37	\$147.78	\$124.91	\$200.63	\$435.02
38	\$148.48	\$126.19	\$201.71	\$436.51
39	\$150.59	\$130.06	\$204.98	\$441.02
40	\$153.39	\$135.24	\$209.30	\$447.00
41	\$156.21	\$140.39	\$213.65	\$453.00
42	\$159.01	\$145.56	\$217.99	\$459.00
43	\$162.74	\$150.14	\$223.43	\$463.15
44	\$166.45	\$154.73	\$228.87	\$467.31
45	\$170.17	\$159.31	\$234.30	\$471.45
46	\$173.89	\$163.91	\$239.74	\$475.60
47	\$177.61	\$168.49	\$245.17	\$479.76
48	\$189.26	\$178.06	\$267.10	\$495.67
49	\$200.90	\$187.63	\$289.01	\$511.60
50	\$212.53	\$197.22	\$310.93	\$527.53
51	\$224.16	\$206.79	\$332.83	\$543.45
52	\$235.81	\$216.37	\$354.76	\$559.38
53	\$248.20	\$230.18	\$376.47	\$582.96
54	\$260.59	\$243.97	\$398.18	\$606.53
55	\$273.00	\$257.79	\$419.89	\$630.13
56	\$285.39	\$271.58	\$441.60	\$653.70
57	\$297.80	\$285.39	\$463.31	\$677.28
58	\$309.35	\$303.58	\$488.21	\$701.53
59	\$320.90	\$321.78	\$513.13	\$725.78
60	\$332.45	\$339.97	\$538.03	\$750.03
61	\$344.00	\$358.17	\$562.93	\$774.29
62	\$355.55	\$376.36	\$587.83	\$798.52
63	\$369.35	\$400.35	\$619.43	\$827.10
64	\$383.14	\$424.35	\$651.02	\$855.69